


# E-LINE BR

CABLE SUPPORT SYSTEMS



# E-LINE BR

Please visit our website for the updated version of our catalogues.  
[www.eaelectric.com](http://www.eaelectric.com)



# CONTENTS

---

## ▶▶ E-LINE BR

---


Binrak Channel .....	2-9
Binrak Double Channel .....	10-12
Binrak Fixing Accessories, Binrak Cross Connectors .....	13-19
Binrak Fitting Accessories.....	20-23
Binrak Support With Holes, Binrak Double Support With Holes .....	24-27
Heavy Duty Support .....	28
Adjustable Angle Brackets, OG Konsol .....	29
Sample Mounting Applications .....	30

## ►►BINRAK CHANNEL (41x21mm)

Pre-Galvanized (TS EN 10346 - TS EN 10143), Hot Dip Galvanized (TS EN ISO 1461)

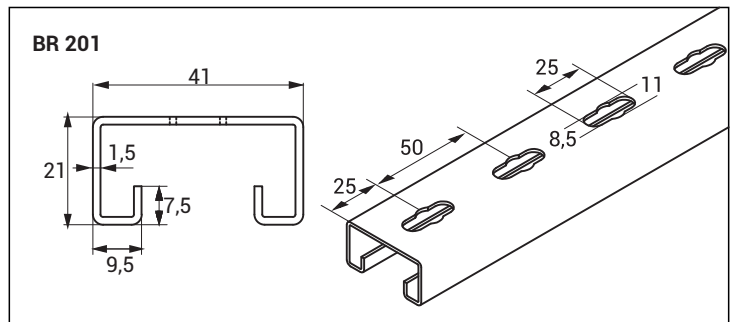
Description	T (mm)	Weight (kg/m)	PG Code	Weight (kg/m)	HDG Code
BR 201 BINRAK	1,5	1,207	3008330	1,327	3008331

### BR 201 - 1,5 mm



Profile Cross-sectional Properties		X-X			Y-Y		
Product	Cross-sectional area (cm <sup>2</sup> )	Moment of Inertia I (cm <sup>4</sup> )	Section Modulus S (cm <sup>3</sup> )	Radius Of Gyration R (cm)	Radius Of Gyration I (cm <sup>4</sup> )	Section Modulus S (cm <sup>3</sup> )	Radius Of Gyration R (cm)
BR 201	1,60	1,01	0,96	0,79	3,89	3,70	1,55

SAFE WORKING LOAD			
L (mm)	Deflexion (mm)	Point	Distributed
		F (kN)	F (kN)
500	2,50	0,72	1,15
750	3,75	0,52	0,83
1000	5,00	0,35	0,56
1250	6,25	0,27	0,43
1500	7,50	0,19	0,30
1750	8,75	0,13	0,20
2000	10,00	0,09	0,14



■ Maximum deflexion L/200 value is not exceeded in the indicated L (mm) size.

- Maximum deflexion L/200 value is not exceeded in the indicated L (mm) size.
- Please contact your representative for inquiries regarding stainless steel alternatives.
- Please contact us for special dimensions.
- Material weights may vary by ± 10%


- All dimensions are given as in mm
- PG= Pre-Galvanized
- Please indicate order code in your orders.
- HDG= Hot Dip Galvanized

## ►►BINRAK CHANNEL (41x21mm)

Pre-Galvanized (TS EN 10346 - TS EN 10143), Hot Dip Galvanized (TS EN ISO 1461)


Description	T (mm)	Weight (kg/m)	PG Code	Weight (kg/m)	HDG Code
BR 251 BINRAK	2,0	1,477	3006387	1,624	3006388
BR 252 BINRAK	2,0	1,568	3006391	1,725	3006392

BR 251 - 2,0 mm



L=3000 mm

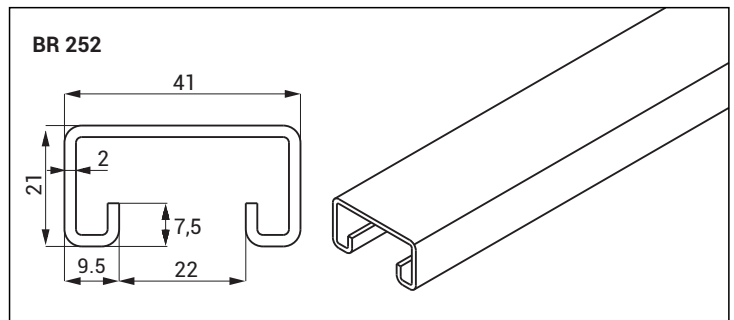
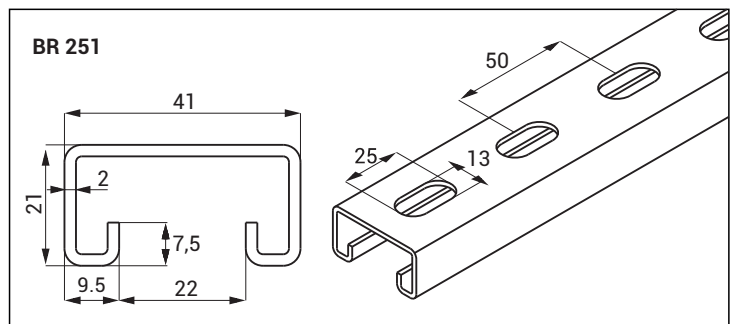
BR 252 - 2,0 mm



L=3000 mm

Profile Cross-sectional Properties		X-X			Y-Y		
Product	Cross-sectional area (cm <sup>2</sup> )	Moment of Inertia I (cm <sup>4</sup> )	Section Modulus S (cm <sup>3</sup> )	Radius Of Gyration R (cm)	Radius Of Gyration I (cm <sup>4</sup> )	Section Modulus S (cm <sup>3</sup> )	Radius Of Gyration R (cm)
BR 251 BR 252	1,99	1,17	1,11	0,76	4,70	4,47	1,53

SAFE WORKING LOAD			
L (mm)	Deflexion (mm)	Point	Distributed
		F (kN)	F (kN)
500	2,50	1,10	1,76
750	3,75	0,80	1,28
1000	5,00	0,54	0,86
1250	6,25	0,36	0,57
1500	7,50	0,25	0,40
1750	8,75	0,17	0,27
2000	10,00	0,12	0,23
2250	11,25	0,10	0,16
2500	12,50	0,09	0,14
2750	13,75	0,08	0,12
3000	15,00	0,07	0,11



■ Maximum deflexion L/200 value is not exceeded in the indicated L (mm) size.

■ Maximum deflexion L/200 value is not exceeded in the indicated L (mm) size.

■ Please contact your representative for inquiries regarding stainless steel alternatives.

■ Please contact us for special dimensions.

■ Material weights may vary by ± 10%

■ All dimensions are given as in mm

■ PG= Pre-Galvanized

■ Please indicate order code in your orders.


■ HDG= Hot Dip Galvanized

## ►► BINRAK CHANNEL (41x21 mm)


Pre-Galvanized (TS EN 10346 - TS EN 10143), Hot Dip Galvanized (TS EN ISO 1461)

Description	T (mm)	Weight (kg/m)	PG Code	Weight (kg/m)	HDG Code
BR 261 BINRAK	2,5	1,776	3008372	1,952	3008373
BR 262 BINRAK	2,5	1,888	3006393	2,077	3006394

BR 261 - 2,5 mm

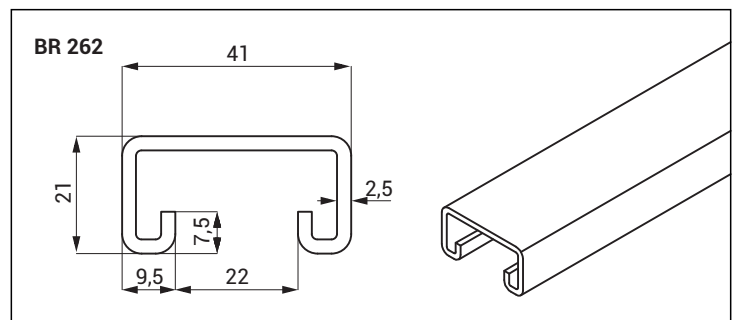
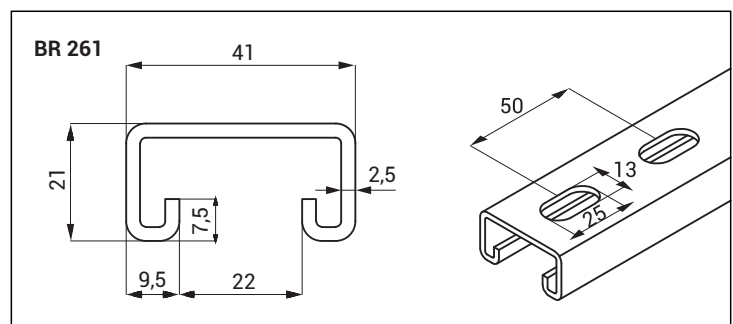


BR 262 - 2,5 mm



Profile Cross-sectional Properties		X-X			Y-Y		
Product	Cross-sectional area (cm <sup>2</sup> )	Moment of Inertia I (cm <sup>4</sup> )	Section Modulus S (cm <sup>3</sup> )	Radius Of Gyration R (cm)	Radius Of Gyration I (cm <sup>4</sup> )	Section Modulus S (cm <sup>3</sup> )	Radius Of Gyration R (cm)
BR 261 BR 262	2,40	1,32	1,25	0,74	5,54	5,27	1,51

SAFE WORKING LOAD			
L (mm)	Deflexion (mm)	Point F (kN)	Distributed F (kN)
500	2,50	1,22	1,95
750	3,75	1,05	1,68
1000	5,00	0,60	0,96
1250	6,25	0,44	0,70
1500	7,50	0,32	0,51
1750	8,75	0,23	0,36
2000	10,00	0,17	0,27
2250	11,25	0,14	0,22
2500	12,50	0,11	0,17
2750	13,75	0,09	0,14
3000	15,00	0,08	0,12



■ Maximum deflexion L/200 value is not exceeded in the indicated L (mm) size.

■ Maximum deflexion L/200 value is not exceeded in the indicated L (mm) size.

■ Please contact your representative for inquiries regarding stainless steel alternatives.

■ Please contact us for special dimensions.

■ Material weights may vary by ± 10%

■ All dimensions are given as in mm

■ PG= Pre-Galvanized

■ Please indicate order code in your orders.


■ HDG= Hot Dip Galvanized

## ►►BINRAK CHANNEL (41x41mm)

Pre-Galvanized (TS EN 10346 - TS EN 10143), Hot Dip Galvanized (TS EN ISO 1461)

Description	T (mm)	Weight (kg/m)	PG Code	Weight (kg/m)	HDG Code
BR 401 BINRAK	1,5	1,587	3008328	1,745	3008329

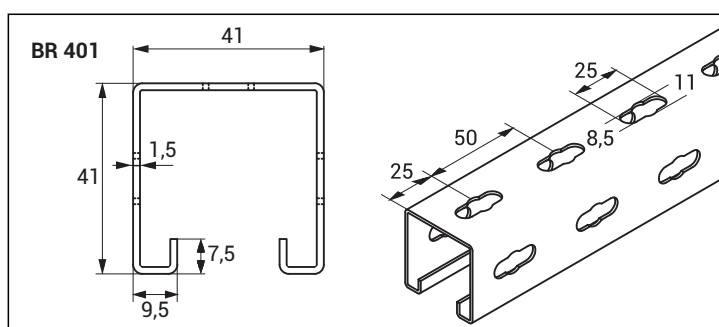
BR 401 - 1,5 mm



L=3000 mm

Profile Cross-sectional Properties		X-X			Y-Y		
Product	Cross-sectional area (cm <sup>2</sup> )	Moment of Inertia I (cm <sup>4</sup> )	Section Modulus S (cm <sup>3</sup> )	Radius Of Gyration R (cm)	Radius Of Gyration I (cm <sup>4</sup> )	Section Modulus S (cm <sup>3</sup> )	Radius Of Gyration R (cm)
BR 401	2,17	5,08	2,47	1,52	6,13	5,83	1,68

SAFE WORKING LOAD			
L (mm)	Deflexion (mm)	Point	Distributed
		F (kN)	F (kN)
500	2,50	1,40	2,24
750	3,75	1,30	2,08
1000	5,00	1,20	1,92
1250	6,25	1,06	1,69
1500	7,50	0,90	1,44
1750	8,75	0,68	1,08
2000	10,00	0,50	0,80
2250	11,25	0,38	0,60
2500	12,50	0,30	0,48
2750	13,75	0,24	0,38
3000	15,00	0,20	0,32



■ Maximum deflexion L/200 value is not exceeded in the indicated L (mm) size.

■ Maximum deflexion L/200 value is not exceeded in the indicated L (mm) size.

■ Please contact your representative for inquiries regarding stainless steel alternatives.

■ Please contact us for special dimensions.

■ Material weights may vary by ± 10%

■ All dimensions are given as in mm

■ PG= Pre-Galvanized

■ Please indicate order code in your orders.


■ HDG= Hot Dip Galvanized

## ►►BINRAK CHANNEL (41x41mm)

Pre-Galvanized (TS EN 10346 - TS EN 10143), Hot Dip Galvanized (TS EN ISO 1461)


Description	T (mm)	Weight (kg/m)	PG Code	Weight (kg/m)	HDG Code
BR 451 BINRAK	2	2,214	3005459	2,435	3005460
BR 452 BINRAK	2	1,936	3005312	2,130	3005313
BR 453 BINRAK	2	2,122	3006383	2,334	3006384

BR 451 - 2,0 mm




L=3000 mm

BR 452 - 2,0 mm



L=3000 mm

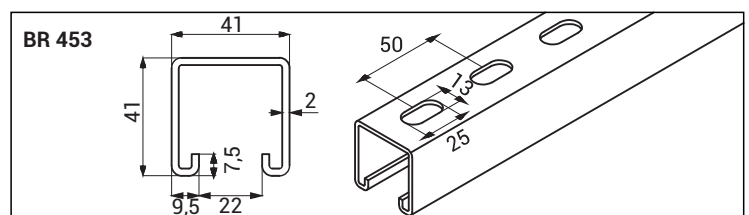
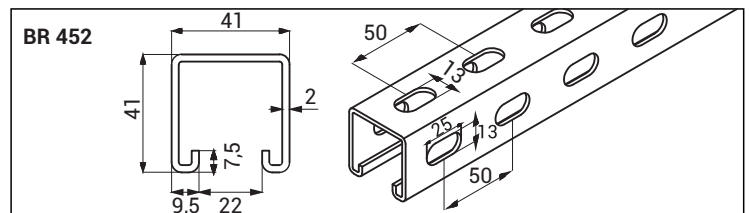
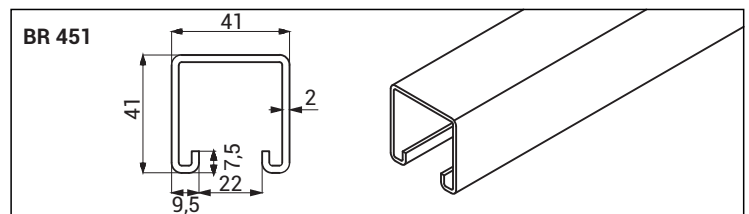
BR 453 - 2,0 mm



L=3000 mm

Profile Cross-sectional Properties		X-X			Y-Y		
Product	Cross-sectional area (cm <sup>2</sup> )	Moment of Inertia I (cm <sup>4</sup> )	Section Modulus S (cm <sup>3</sup> )	Radius Of Gyration R (cm)	Radius Of Gyration I (cm <sup>4</sup> )	Section Modulus S (cm <sup>3</sup> )	Radius Of Gyration R (cm)
BR 451 BR 452 BR 453	2,80	6,27	3,05	1,49	7,75	3,78	1,66

SAFE WORKING LOAD			
L (mm)	Deflexion (mm)	Point F (kN)	Distributed F (kN)
500	2,50	3,75	6,00
750	3,75	3,09	4,95
1000	5,00	2,38	3,80
1250	6,25	1,63	2,60
1500	7,50	1,23	1,97
1750	8,75	0,91	1,45
2000	10,00	0,78	1,25
2250	11,25	0,58	0,92
2500	12,50	0,53	0,85
2750	13,75	0,41	0,65
3000	15,00	0,34	0,54



■ Maximum deflexion L/200 value is not exceeded in the indicated L (mm) size.

■ Maximum deflexion L/200 value is not exceeded in the indicated L (mm) size.

■ Please contact your representative for inquiries regarding stainless steel alternatives.

■ Please contact us for special dimensions.

■ Material weights may vary by ± 10%

■ All dimensions are given as in mm

■ PG= Pre-Galvanized

■ Please indicate order code in your orders.

■ HDG= Hot Dip Galvanized




## ►►BINRAK CHANNEL (41x41mm)


Pre-Galvanized (TS EN 10346 - TS EN 10143), Hot Dip Galvanized (TS EN ISO 1461)

Description	T (mm)	Weight (kg/m)	PG Code	Weight (kg/m)	HDG Code
BR 461 BINRAK	2,5	2,690	3005461	2,959	3005462
BR 462 BINRAK	2,5	2,341	3005314	2,575	3005315
BR 463 BINRAK	2,5	2,578	3006385	2,836	3006386


BR 461 - 2,5 mm



BR 462 - 2,5 mm

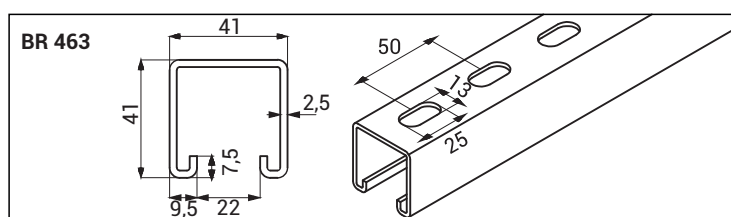
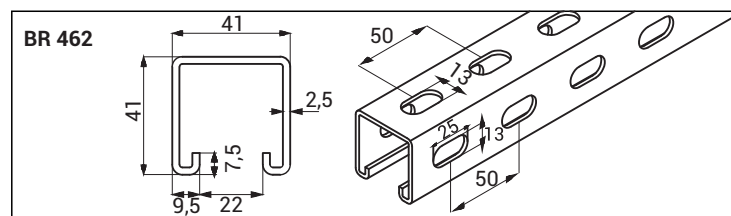
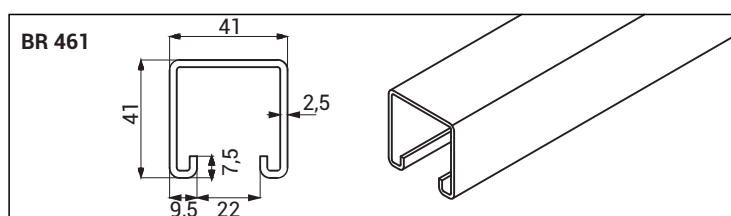


BR 463 - 2,5 mm



Product	Cross-sectional area (cm <sup>2</sup> )	X-X			Y-Y		
		Moment of Inertia I (cm <sup>4</sup> )	Section Modulus S (cm <sup>3</sup> )	Radius Of Gyration R (cm)	Radius Of Gyration I (cm <sup>4</sup> )	Section Modulus S (cm <sup>3</sup> )	Radius Of Gyration R (cm)
BR 461 BR 462 BR 463	3,40	7,36	3,59	1,47	9,26	4,51	1,64

SAFE WORKING LOAD			
L (mm)	Deflexion (mm)	Point	Distributed
		F (kN)	F (kN)
500	2,50	6,50	10,40
750	3,75	4,65	7,44
1000	5,00	2,80	4,48
1250	6,25	2,25	3,60
1500	7,50	1,70	2,72
1750	8,75	1,49	2,38
2000	10,00	1,27	2,03
2250	11,25	1,06	1,70
2500	12,50	0,85	1,36
2750	13,75	0,71	1,13
3000	15,00	0,56	0,90



■ Maximum deflexion L/200 value is not exceeded in the indicated L (mm) size.

■ Maximum deflexion L/200 value is not exceeded in the indicated L (mm) size.

■ Please contact your representative for inquiries regarding stainless steel alternatives.

■ Please contact us for special dimensions.

■ Material weights may vary by ± 10%

■ All dimensions are given as in mm

■ PG= Pre-Galvanized

■ Please indicate order code in your orders.


■ HDG= Hot Dip Galvanized

## ►►BINRAK CHANNEL (41x61mm)


Pre-Galvanized (TS EN 10346 - TS EN 10143), Hot Dip Galvanized (TS EN ISO 1461)

Description	T (mm)	Weight (kg/m)	PG Code	Weight (kg/m)	HDG Code
BR 651 BINRAK	2	2,779	3184140	3,057	3184117
BR 653 BINRAK	2	2,668	3184138	2,957	3184124

BR 651 - 2 mm

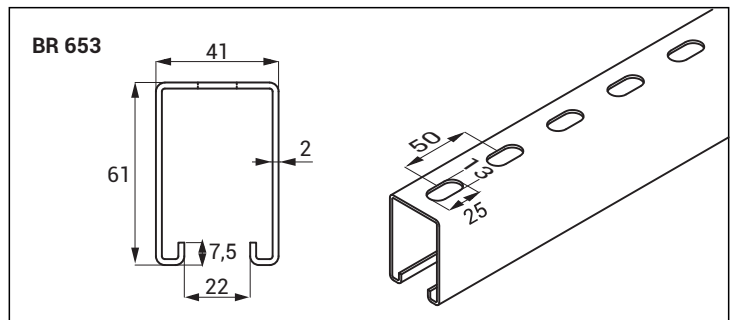
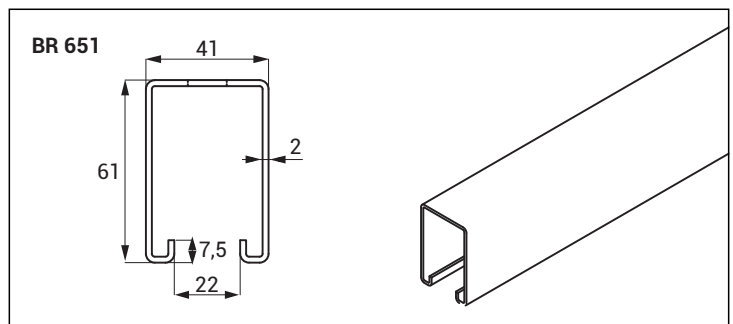


BR 653 - 2 mm



Profile Cross-sectional Properties		X-X			Y-Y		
Product	Cross-sectional area (cm <sup>2</sup> )	Moment of Inertia I (cm <sup>4</sup> )	Section Modulus S (cm <sup>3</sup> )	Radius Of Gyration R (cm)	Radius Of Gyration I (cm <sup>4</sup> )	Section Modulus S (cm <sup>3</sup> )	Radius Of Gyration R (cm)
BR 651 BR 653	3,54	16,71	5,07	1,73	10,71	5,22	2,16

SAFE WORKING LOAD			
L (mm)	Deflexion (mm)	Point F (kN)	Distributed F (kN)
500	2,50	7,85	12,57
750	3,75	5,39	8,63
1000	5,00	3,25	5,20
1250	6,25	2,61	4,18
1500	7,50	1,97	3,16
1750	8,75	1,72	2,76
2000	10,00	1,47	2,36
2250	11,25	1,23	1,97
2500	12,50	0,99	1,58
2750	13,75	0,82	1,31
3000	15,00	0,65	1,04



■ Maximum deflexion L/200 value is not exceeded in the indicated L (mm) size.

■ Maximum deflexion L/200 value is not exceeded in the indicated L (mm) size.

■ Please contact your representative for inquiries regarding stainless steel alternatives.

■ Please contact us for special dimensions.

■ Material weights may vary by ± 10%

■ All dimensions are given as in mm


■ PG= Pre-Galvanized

■ Please indicate order code in your orders.


■ HDG= Hot Dip Galvanized

Description	T (mm)	Weight (kg/m)	PG Code	Weight (kg/m)	HDG Code
BR 661 BINRAK	2,5	3,474	3184141	3,821	3184118
BR 663 BINRAK	2,5	3,36	3184139	3,696	3184125

BR 661 - 2,5 mm

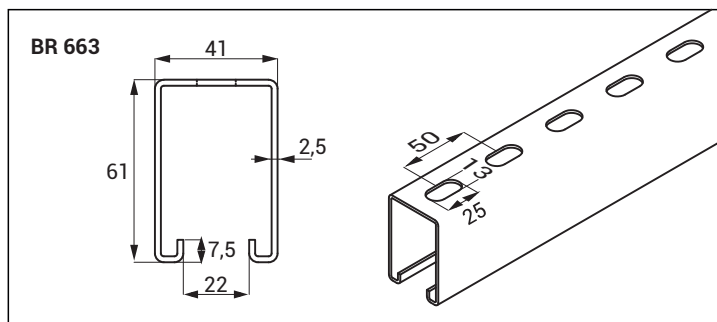
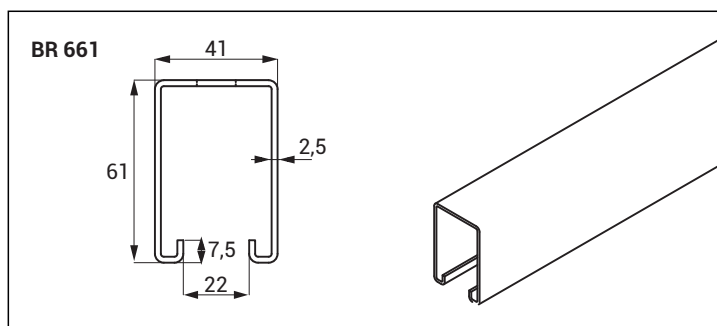


BR 663 - 2,5 mm



Product	Cross-sectional area (cm <sup>2</sup> )	X-X			Y-Y		
		Moment of Inertia I (cm <sup>4</sup> )	Section Modulus S (cm <sup>3</sup> )	Radius Of Gyration R (cm)	Radius Of Gyration I (cm <sup>4</sup> )	Section Modulus S (cm <sup>3</sup> )	Radius Of Gyration R (cm)
BR 661 BR 663	4,43	20,21	6,12	1,71	12,96	6,32	2,14

SAFE WORKING LOAD			
L (mm)	Deflexion (mm)	Point	Distributed
		F (kN)	F (kN)
500	2,50	9,43	15,08
750	3,75	6,74	10,79
1000	5,00	4,06	6,50
1250	6,25	3,26	5,22
1500	7,50	2,47	3,94
1750	8,75	2,15	3,45
2000	10,00	1,84	2,95
2250	11,25	1,54	2,46
2500	12,50	1,23	1,97
2750	13,75	1,02	1,64
3000	15,00	0,81	1,30



■ Maximum deflexion L/200 value is not exceeded in the indicated L (mm) size.

■ Maximum deflexion L/200 value is not exceeded in the indicated L (mm) size.

■ Please contact your representative for inquiries regarding stainless steel alternatives.

■ Please contact us for special dimensions.

■ Material weights may vary by ± 10%

■ All dimensions are given as in mm

■ PG= Pre-Galvanized


■ Please indicate order code in your orders.

■ HDG= Hot Dip Galvanized

Description	T (mm)	Weight (kg/m)	HDG Code
BR 651 A BINRAK	2	6,114	3184119
BR 653 A BINRAK	2	5,914	3184121

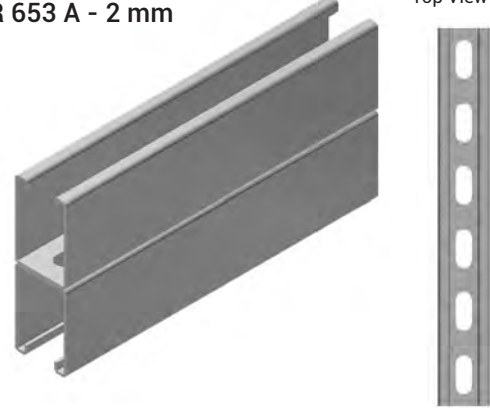
BR 651 A - 2 mm

Top View



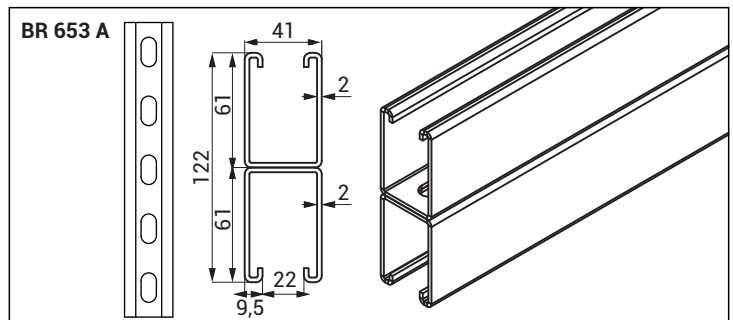
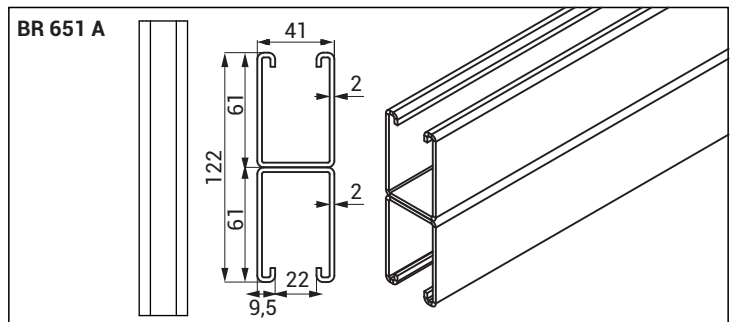
BR 653 A - 2 mm

Top View



Profile Cross-sectional Properties		X-X			Y-Y		
Product	Cross-sectional area (cm <sup>2</sup> )	Moment of Inertia I (cm <sup>4</sup> )	Section Modulus S (cm <sup>3</sup> )	Radius Of Gyration R (cm)	Radius Of Gyration I (cm <sup>4</sup> )	Section Modulus S (cm <sup>3</sup> )	Radius Of Gyration R (cm)
BR 651 BR 653	7,08	89,78	14,71	1,73	21,42	10,44	3,54

SAFE WORKING LOAD			
L (mm)	Deflexion (mm)	Point	Distributed
		F (kN)	F (kN)
500	2,50	9,21	14,74
750	3,75	7,80	12,48
1000	5,00	6,76	10,81
1250	6,25	5,89	9,42
1500	7,50	5,13	8,21
1750	8,75	3,71	5,94
2000	10,00	3,97	6,36
2250	11,25	3,57	5,71
2500	12,50	3,28	5,25
2750	13,75	2,77	4,43
3000	15,00	2,16	3,46




■ Maximum deflexion L/200 value is not exceeded in the indicated L (mm) size.

- Please contact your representative for inquiries regarding stainless steel alternatives.
- Please contact us for special dimensions.
- Material weights may vary by ± 10%

- All dimensions are given as in mm
- PG= Pre-Galvanized
- Please indicate order code in your orders.
- HDG= Hot Dip Galvanized

Description	T (mm)	Weight (kg/m)	HDG Code
BR 661 A BINRAK	2,5	7,643	3184120
BR 663 A BINRAK	2,5	7,392	3184122

BR 661 A - 2,5 mm



Top View



BR 663 A - 2,5 mm

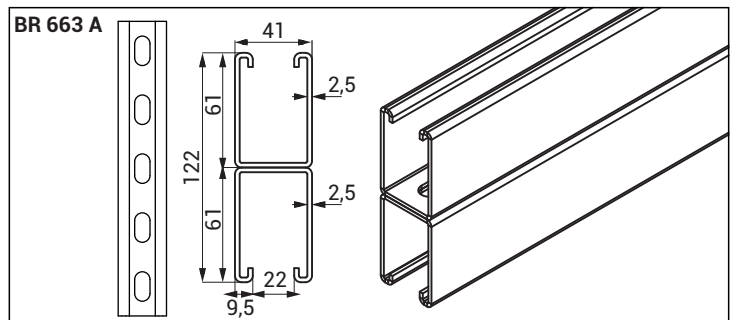
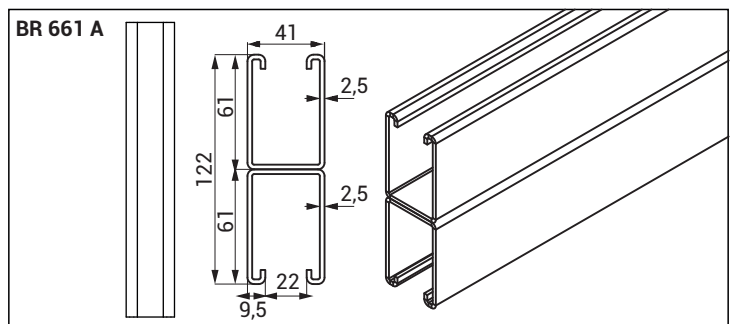


Top View



Product	Cross-sectional area (cm <sup>2</sup> )	X-X			Y-Y		
		Moment of Inertia I (cm <sup>4</sup> )	Section Modulus S (cm <sup>3</sup> )	Radius Of Gyration R (cm)	Radius Of Gyration I (cm <sup>4</sup> )	Section Modulus S (cm <sup>3</sup> )	Radius Of Gyration R (cm)
BR 661 A BR 663 A	8,86	109,33	17,92	1,71	25,93	12,64	1,71

SAFE WORKING LOAD			
L (mm)	Deflexion (mm)	Point	Distributed
		F (kN)	F (kN)
500	2,50	11,06	17,69
750	3,75	9,75	15,60
1000	5,00	8,45	13,51
1250	6,25	7,36	11,77
1500	7,50	6,42	10,27
1750	8,75	4,64	7,42
2000	10,00	4,97	7,95
2250	11,25	4,46	7,13
2500	12,50	4,11	6,57
2750	13,75	3,46	5,54
3000	15,00	2,70	4,32



■ Maximum deflexion L/200 value is not exceeded in the indicated L (mm) size.

■ Please contact your representative for inquiries regarding stainless steel alternatives.

■ Please contact us for special dimensions.

■ Material weights may vary by ± 10%

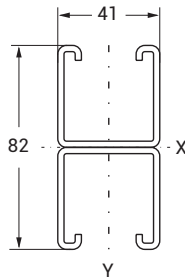
■ All dimensions are given as in mm

■ Please indicate order code in your orders.


■ PG= Pre-Galvanized

■ HDG= Hot Dip Galvanized


Description	Weight (kg/m)	HDG Code
BR 451 A (41x82x2mm)	4,901	3000219
BR 461 A (41x82x2,5mm)	6,010	3000220
BR 453 A (41x82x2mm)	4,668	3000221
BR 463 A (41x82x2,5mm)	5,672	3000222
BR 452 A (41x82x2mm)	4,259	3000223
BR 462 A (41x82x2,5mm)	5,150	3000224



BR 451 A  
BR 461 A



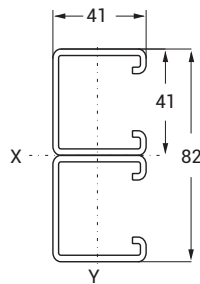
BR 453 A  
BR 463 A



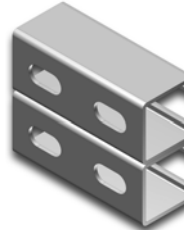
BR 452 A  
BR 462 A

L=3000 mm

Description	Weight (kg/m)	HDG Code
BR 451 B (41x82x2mm)	4,901	3000225
BR 461 B (41x82x2,5mm)	6,010	3000226
BR 453 B (41x82x2mm)	4,668	3000227
BR 463 B (41x82x2,5mm)	5,672	3000228
BR 452 B (41x82x2mm)	4,259	3000229
BR 462 B (41x82x2,5mm)	5,150	3000230



BR 451 B  
BR 461 B



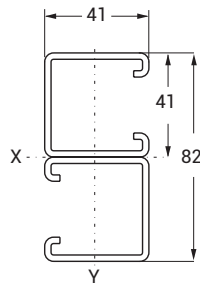
BR 453 B  
BR 463 B



BR 452 B  
BR 462 B

L=3000 mm

Description	Weight (kg/m)	HDG Code
BR 451 C (41x82x2mm)	4,901	3000231
BR 461 C (41x82x2,5mm)	6,010	3000232
BR 453 C (41x82x2mm)	4,668	3000233
BR 463 C (41x82x2,5mm)	5,672	3000234
BR 452 C (41x82x2mm)	4,259	3000235
BR 462 C (41x82x2,5mm)	5,150	3000236



BR 451 C  
BR 461 C



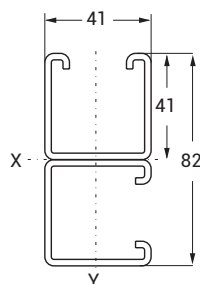
BR 453 C  
BR 463 C



BR 452 C  
BR 462 C

L=3000 mm

Description	Weight (kg/m)	HDG Code
BR 451 D (41x82x2mm)	4,901	3000237
BR 461 D (41x82x2,5mm)	6,010	3000238
BR 453 D (41x82x2mm)	4,668	3000239
BR 463 D (41x82x2,5mm)	5,672	3000240
BR 452 D (41x82x2mm)	4,259	3000241
BR 462 D (41x82x2,5mm)	5,150	3000242



BR 451 D  
BR 461 D



BR 453 D  
BR 463 D



BR 452 D  
BR 462 D

L=3000 mm

■ Please contact your representative for inquiries regarding stainless steel alternatives.

■ Please contact us for special dimensions.

■ Material weights may vary by ± 10%

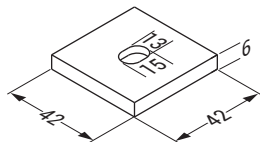
■ All dimensions are given as in mm

■ Please indicate order code in your orders.

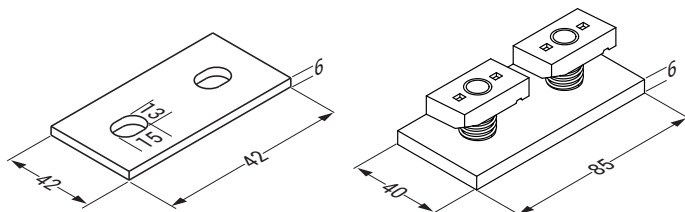
■ PG= Pre-Galvanized

■ HDG= Hot Dip Galvanized

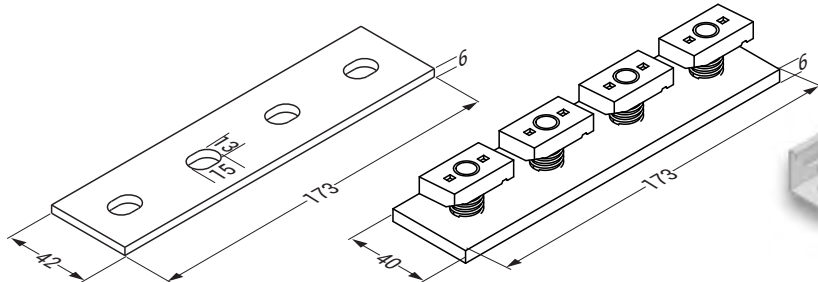
Description	T (mm)	Weight (kg/pcs)	HDG Code
BR 1-1 Square Washer	6	0,080	3000218



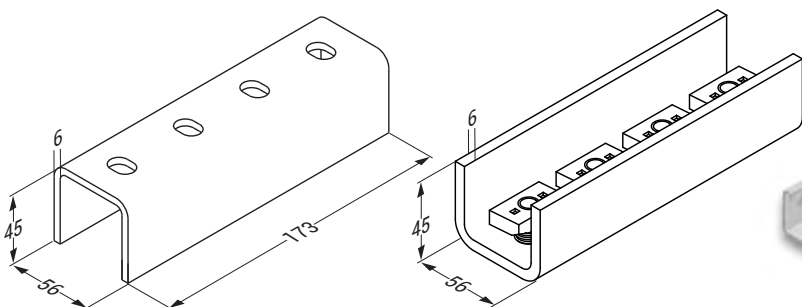
Description	T (mm)	Weight (kg/pcs)	HDG Code
BR 1-2 Two Hole Fitting	6	0,166	3000183
BR 1-2 Two-Hole, Self-Nut Attachment	6	0,286	3136682



Description	T (mm)	Weight (kg/pcs)	HDG Code
BR 1-3 Four Hole Fitting	6	0,330	3000184
BR 1-3 Four Hole, Self-Nut Attachment	6	0,570	3136683



Description	T (mm)	Weight (kg/pcs)	HDG Code
BR 1-4 Four Hole Tunnel Fit.	6	1,138	3000185
BR 1-4 Four-Hole Tunnel, Self-Nut Attachment	6	1,162	3136684



■ Please contact your representative for inquiries regarding stainless steel alternatives.  
 ■ Please contact us for special dimensions.  
 ■ Material weights may vary by ± 10%

■ All dimensions are given as in mm  
 ■ Please indicate order code in your orders.  
 ■ PG= Pre-Galvanized  
 ■ HDG= Hot Dip Galvanized

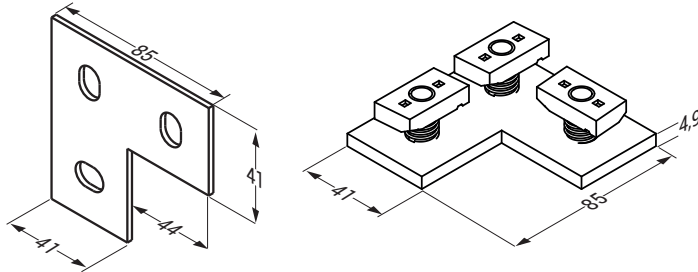
# E-LINEBR

## ►►BINRAK FITTING ACCESSORIES

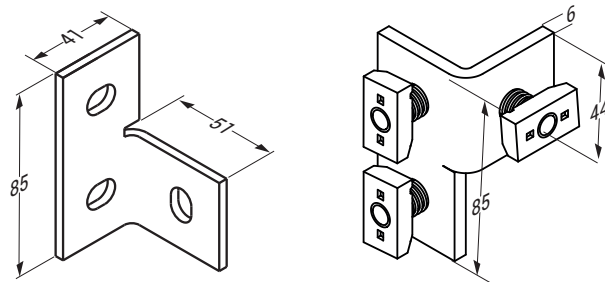
Hot Dip Galvanized (TS EN ISO 1461)



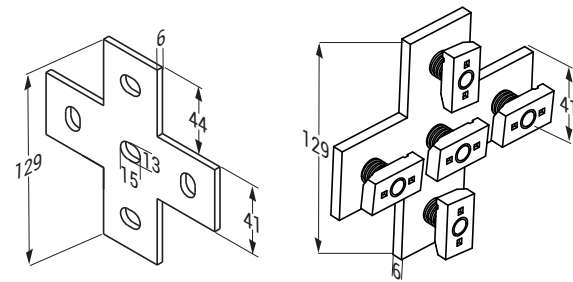
Description	T (mm)	Weight (kg/pcs)	HDG Code
BR 1-5 L Fitting	6	0,249	3000192
BR 1-5 L Self-Nut Fitting	6	0,429	3136677



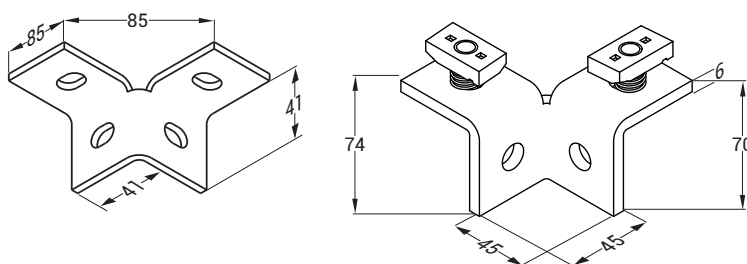
Description	T (mm)	Weight (kg/pcs)	HDG Code
BR 1-6 L Side Fitting	6	0,254	3000195
BR 1-6 L Self-Nut Wing Connection Part	6	0,434	3136678



Description	T (mm)	Weight (kg/pcs)	HDG Code
BR 1-7 "+" Fitting	6	0,410	3000194
BR 1-7 "+" Self-Nut Connection Part	6	0,710	3136679



Description	T (mm)	Weight (kg/pcs)	HDG Code
BR 1-8 "W" Side Fitting	6	0,327	3000188
BR 1-8 "W" Wing Self-Nut Connection Part	6	0,567	3136680

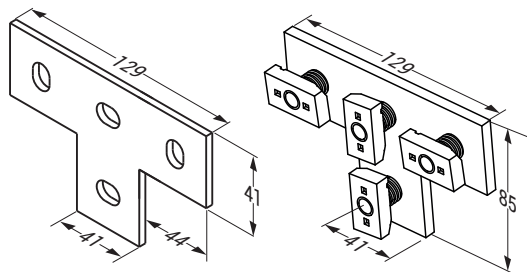


- Please contact your representative for inquiries regarding stainless steel alternatives.
- Please contact us for special dimensions.
- Material weights may vary by  $\pm 10\%$

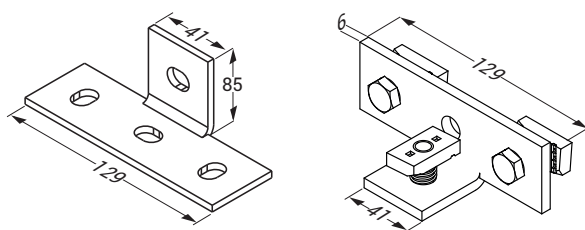
- All dimensions are given as in mm
- PG= Pre-Galvanized
- Please indicate order code in your orders.
- HDG= Hot Dip Galvanized



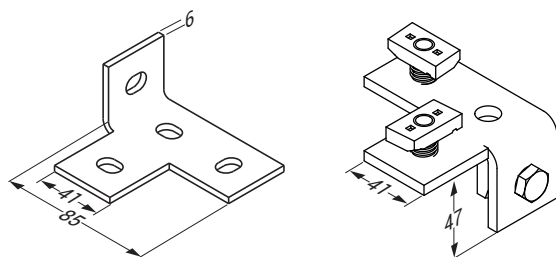
Description	T (mm)	Weight (kg/pcs)	HDG Code
BR 1-9 T Fitting	6	0,320	3000193
BR 1-9 T Self-Nut Fitting	6	0,560	3136673



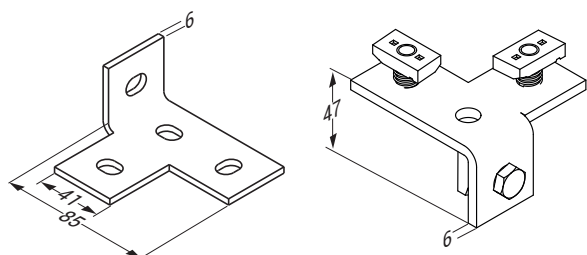
Description	T (mm)	Weight (kg/pcs)	HDG Code
BR 1-10 T Offset Fitting	6	0,320	3000187
BR 1-10 T Offset Connection Self-Nut	6	0,560	3136674



Description	T (mm)	Weight (kg/pcs)	HDG Code
BR 1-11 T Left Offset Fitting (90°)	6	0,320	3000186
BR 1-11 Left Offset Self-Nut Part (90°)	6	0,560	3136675



Description	T (mm)	Weight (kg/pcs)	HDG Code
BR 1-12 T Right Offset Fitting (90°)	6	0,320	3000288
BR 1-12 Right Offset Self-Nut Part (90°)	6	0,560	3136676



- Please contact your representative for inquiries regarding stainless steel alternatives.
- Please contact us for special dimensions.
- Material weights may vary by ± 10%

- All dimensions are given as in mm
- PG= Pre-Galvanized
- Please indicate order code in your orders.
- HDG= Hot Dip Galvanized

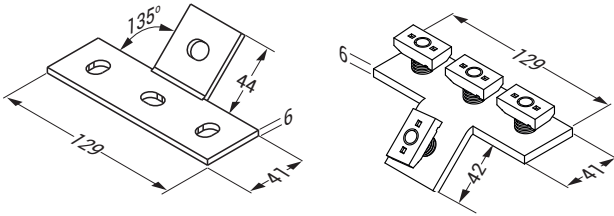
# E-LINEBR

## ►►BINRAK FITTING ACCESSORIES

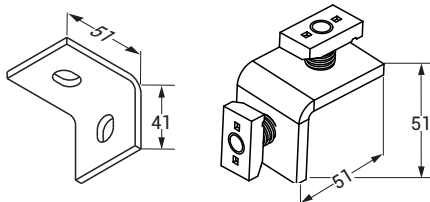
Hot Dip Galvanized (TS EN ISO 1461)




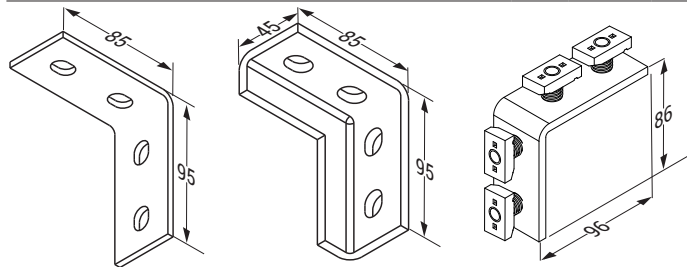
Description	T (mm)	Weight (kg/pcs)	HDG Code
BR 1-13 T 45° Fitting	6	0,320	3000196
BR 1-13 T 45 Self-Nut Fitting	6	0,560	3136668



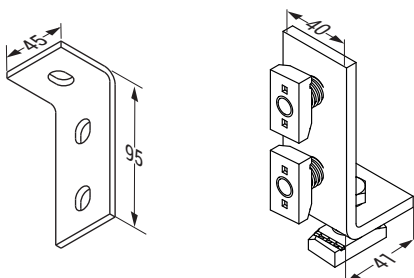
Description	T (mm)	Weight (kg/pcs)	HDG Code
BR 1-14 L Bend Two Hole Fit.	6	0,160	3000198
BR 1-14 L Bend Self-Nut Connection Part	6	0,280	3136669



Description	T (mm)	Weight (kg/pcs)	HDG Code
BR 1-15 L Bend Four Hole Fit.	6	0,323	3000203
BR 1-15 L BR 1-15 L Bend Self-Nut Connection Part	6	0,563	3136670
BR 1-36 Flag L Bend Four Hole Fit.	6	0,482	3125796



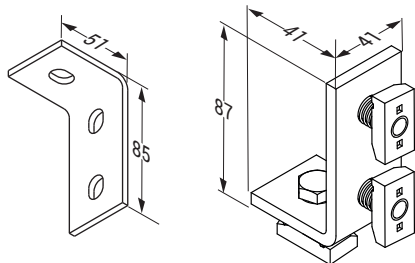
Description	T (mm)	Weight (kg/pcs)	HDG Code
BR 1-16 L Bend Three Hole Fit.	6	0,239	3000199
BR 1-16 L Bend Self-Nut Connection Part	6	0,419	3136672



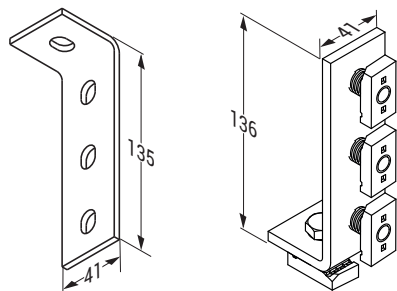
- Please contact your representative for inquiries regarding stainless steel alternatives.
- Please contact us for special dimensions.
- Material weights may vary by ± 10%

- All dimensions are given as in mm
- PG= Pre-Galvanized
- Please indicate order code in your orders.
- HDG= Hot Dip Galvanized

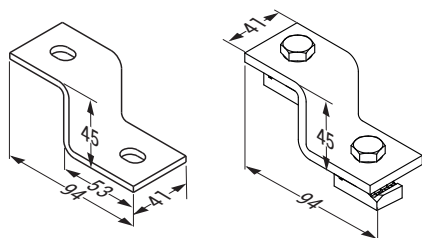
Description	T (mm)	Weight (kg/pcs)	HDG Code
BR 1-17 L Bend Three Hole Fit. 2	6	0,239	3000197
BR 1-17 L Self-Nut Bend Connection Part	6	0,419	3136664



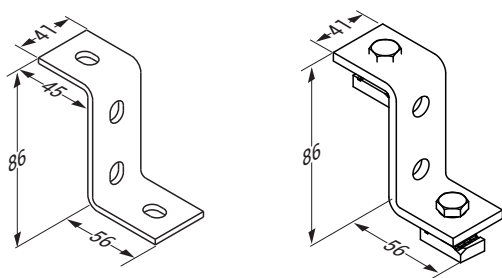
Description	T (mm)	Weight (kg/pcs)	HDG Code
BR 1-18 L Bend Four Hole Fit. 2	6	0,323	3000204
BR 1-18 L Self-Nut Bend Connection Part	6	0,563	3136665



Description	T (mm)	Weight (kg/pcs)	HDG Code
BR 1-19 Z Fitting 1	6	0,239	3000200
BR 1-19 Z Self-Nut Connection Part	6	0,359	3136666



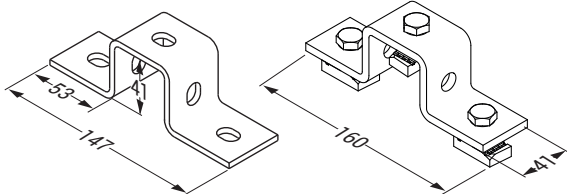
Description	T (mm)	Weight (kg/pcs)	HDG Code
BR 1-20 Z Fitting 2	6	0,315	3000201
BR 1-20 Z Self-Nut Connection Part	6	0,435	3136667



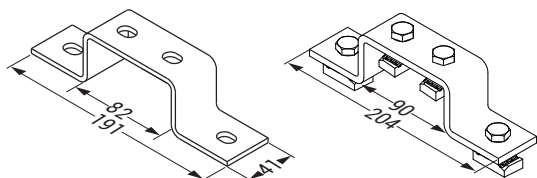
■ Please contact your representative for inquiries regarding stainless steel alternatives.  
 ■ Please contact us for special dimensions.  
 ■ Material weights may vary by  $\pm 10\%$

■ All dimensions are given as in mm  
 ■ PG= Pre-Galvanized  
 ■ Please indicate order code in your orders. ■ HDG= Hot Dip Galvanized


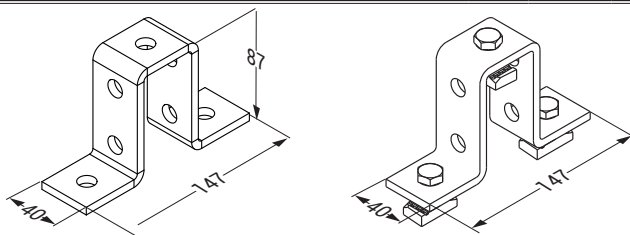
Description	T (mm)	Weight (kg/pcs)	HDG Code
BR 1-21 U Omega Fit. 1	6	0,420	3000202
BR 1-21 U Bridge Self-Nut Connection Part	6	0,600	3136659




Description	T (mm)	Weight (kg/pcs)	HDG Code
BR 1-22 U Omega Fit. 2	6	0,490	3000189
BR 1-22 U Bridge Self-Nut Connection Part	6	0,730	3136660



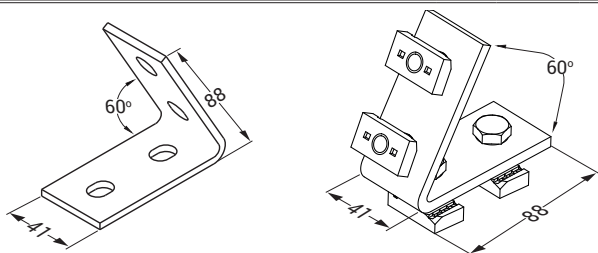
Description	T (mm)	Weight (kg/pcs)	HDG Code
BR 1-35 U Omega Fit. 3	6	0,576	3106387
BR 1-35 U Bridge Self-Nut Connection Part	6	0,756	3136661



Description	T (mm)	Weight (kg/pcs)	HDG Code
BR 1-23 135° Bend Fitting	6	0,251	3000191
BR 1-23 135 Self-Nut Bend Part	6	0,371	3136662



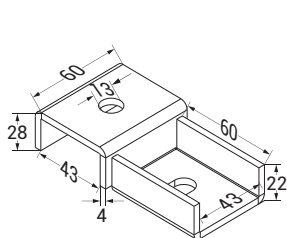

Description	T (mm)	Weight (kg/pcs)	HDG Code
BR 1-24 60° Fitting	6	0,326	3000216
BR 1-24 60 Angular Self-Nut Connection Part	6	0,566	3136663



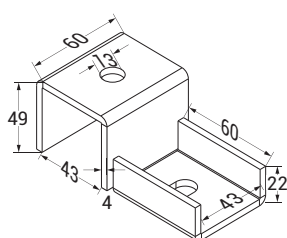
- Please contact your representative for inquiries regarding stainless steel alternatives.
- Please contact us for special dimensions.
- Material weights may vary by ± 10%

- All dimensions are given as in mm
- PG= Pre-Galvanized
- Please indicate order code in your orders.
- HDG= Hot Dip Galvanized

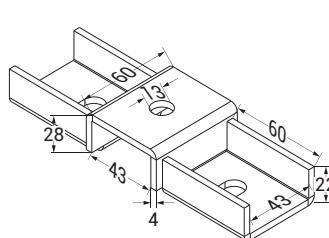
Description	T (mm)	Weight (kg/pcs)	HDG Code
21x21 Cross Connectors-One Way	4	0,350	3136608
42x21 Cross Connectors-One Way	4	0,430	3136609
41x41 Cross Connectors-One Way	4	0,520	3136610
82x41 Cross Connectors-One Way	4	0,680	3136611
21x21 Cross Connectors-Two Way	4	0,520	3136612
42x21 Cross Connectors-Two Way	4	0,610	3136613
41x41 Cross Connectors-Two Way	4	0,770	3136614
82x41 Cross Connectors-Two Way	4	0,930	3136615



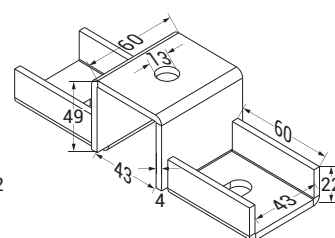
21x21  
Cross Connectors-One Way



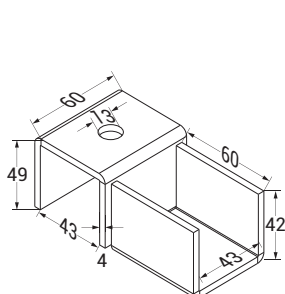
42x21  
Cross Connectors-One Way



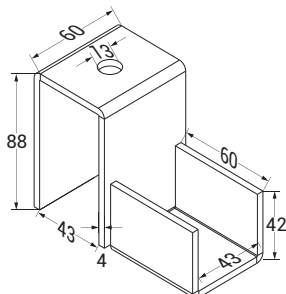
21x21  
Cross Connectors - Two Way



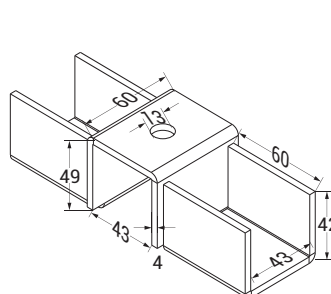
42x21  
Cross Connectors - Two Way



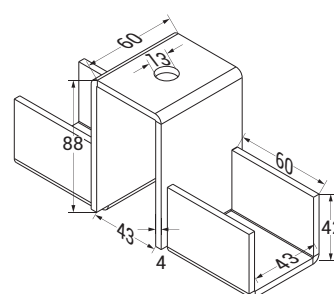
41x41  
Cross Connectors-One Way




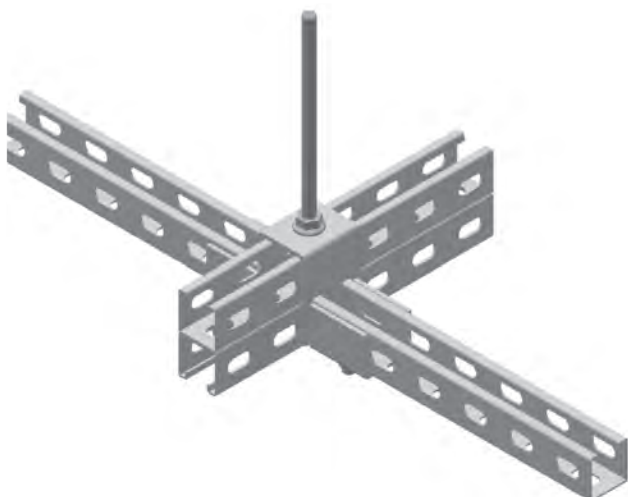
82x41  
Cross Connectors-One Way



42x41  
Cross Connectors - Two Way



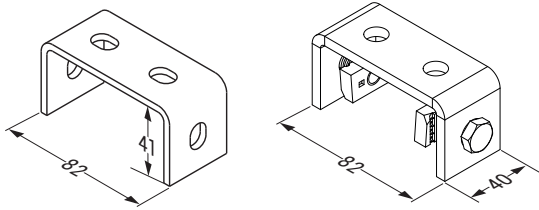
82x41  
Cross Connectors - Two Way



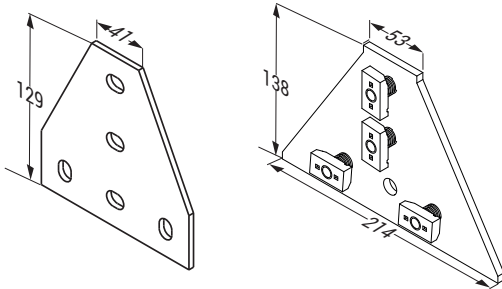

- Please contact your representative for inquiries regarding stainless steel alternatives.
- Please contact us for special dimensions.
- Material weights may vary by  $\pm 10\%$

- All dimensions are given as in mm
- PG= Pre-Galvanized
- Please indicate order code in your orders.
- HDG= Hot Dip Galvanized

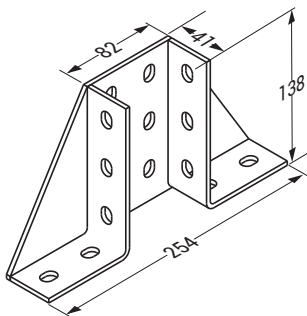
Description	T (mm)	Weight (kg/pcs)	HDG Code
BR 1-25 U Cross Connectors	6	0,331	3000190
BR 1-25 U Self-Nut Connection Part 82	6	0,451	3136655



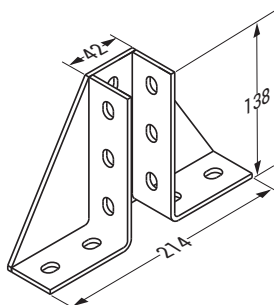
Description	T (mm)	Weight (kg/pcs)	HDG Code
BR 1-26 Gusset Fitting	6	0,814	3000217
BR 1-26 Leaf Self-Nut Connection Part With Nut	6	1,072	3136656



Description	T (mm)	Weight (kg/pcs)	HDG Code
BR 1-27 Flag Fixing 82mm	6	2,037	3000206





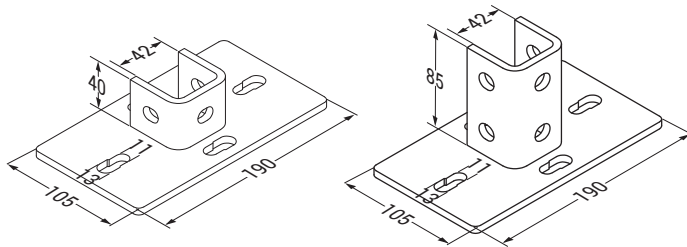
Description	T (mm)	Weight (kg/pcs)	HDG Code
BR 1-28 Flag Fixing 41mm	6	1,798	3000205





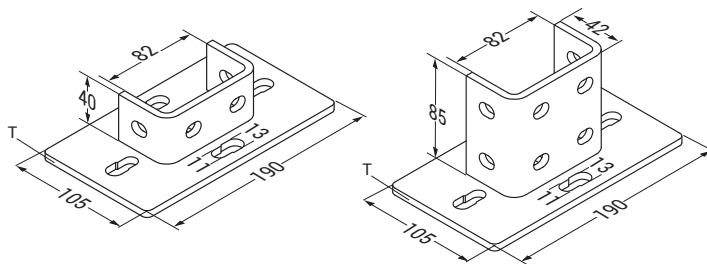
- Please contact your representative for inquiries regarding stainless steel alternatives.
- Please contact us for special dimensions.
- Material weights may vary by  $\pm 10\%$

- All dimensions are given as in mm
- PG= Pre-Galvanized
- Please indicate order code in your orders.
- HDG= Hot Dip Galvanized

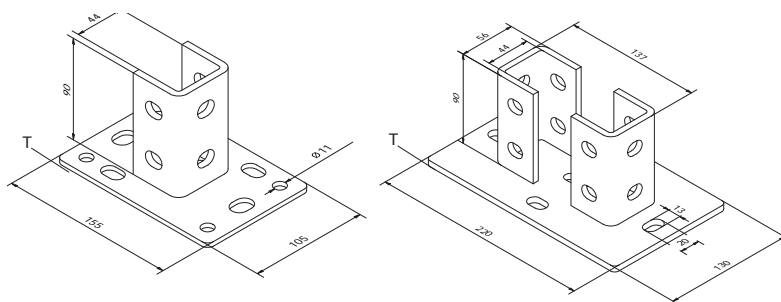
Description	T (mm)	Weight (kg/pcs)	HDG Code
BR 1-29 Base Fixing Single	6	1,205	3000208
BR 1-30 Base Fixing Single	6	1,481	3000209



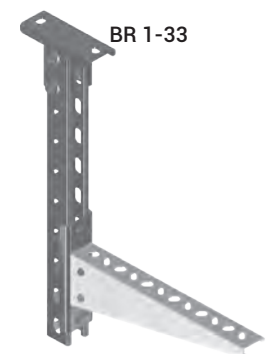
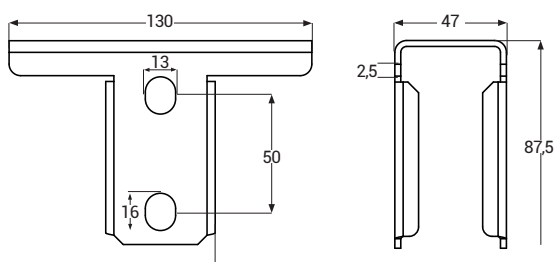
Description	T (mm)	Weight (kg/pcs)	HDG Code
BR 1-31 Base Fixing Double	6	1,281	3000211
BR 1-32 Base Fixing Double	6	1,650	3000212



Description	T (mm)	Weight (kg/pcs)	HDG Code
BR 1-34 Base Fixing Double	4	1,159	3377031
BR 1-35 Base Fixing Double	6	2,025	3377032



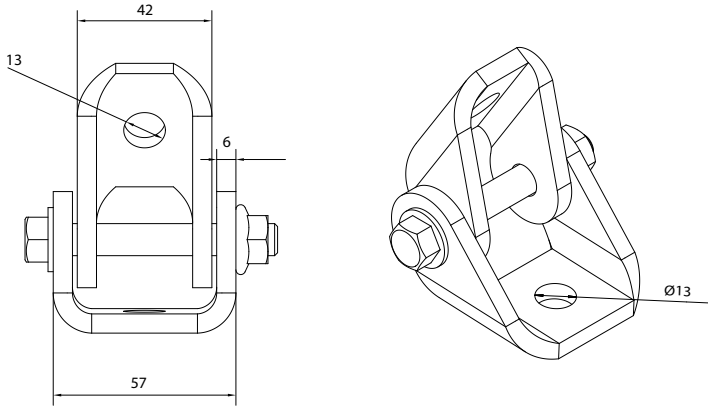
Description	T (mm)	Weight (kg/pcs)	PG Code
BR 1-33 Base Fixing Single	2,5	0,317	3333453



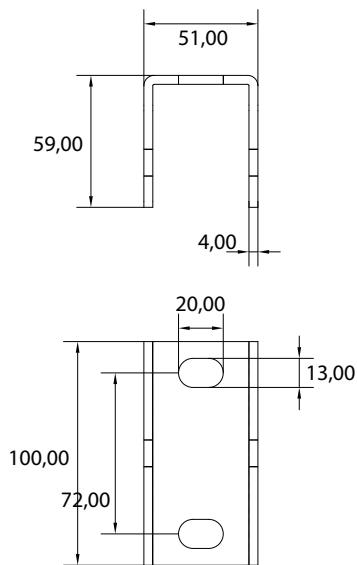
■ Please contact your representative for inquiries regarding stainless steel alternatives.  
 ■ Please contact us for special dimensions.  
 ■ Material weights may vary by ± 10%

■ All dimensions are given as in mm  
 ■ Please indicate order code in your orders.  
 ■ PG= Pre-Galvanized  
 ■ HDG= Hot Dip Galvanized

Description	T (mm)	Weight (kg/pcs)	HDG Code
BR 1-38 Fitting (SIC.D)(6MM)	6	0,385	3338233



Description	T (mm)	Weight (kg/pcs)	HDG Code
BR 1-39 Base Binrak Fitting (4MM)	4	0,446	3363940

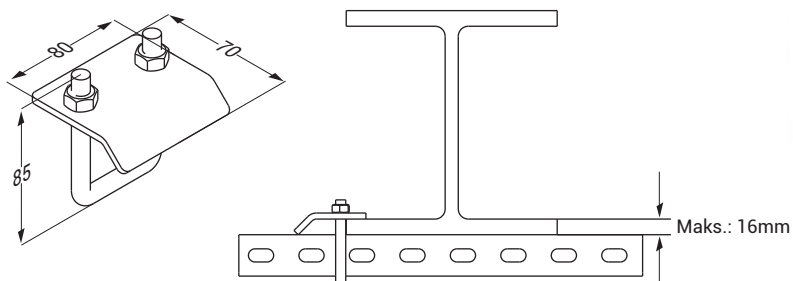


- Please contact your representative for inquiries regarding stainless steel alternatives.
- Please contact us for special dimensions.
- Material weights may vary by ± 10%

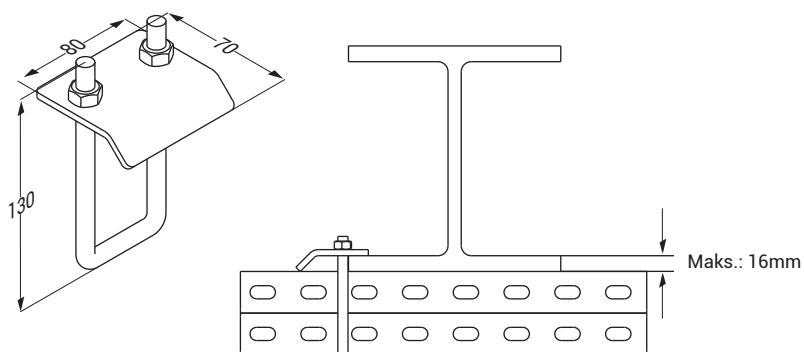
- All dimensions are given as in mm
- PG= Pre-Galvanized
- Please indicate order code in your orders.
- HDG= Hot Dip Galvanized



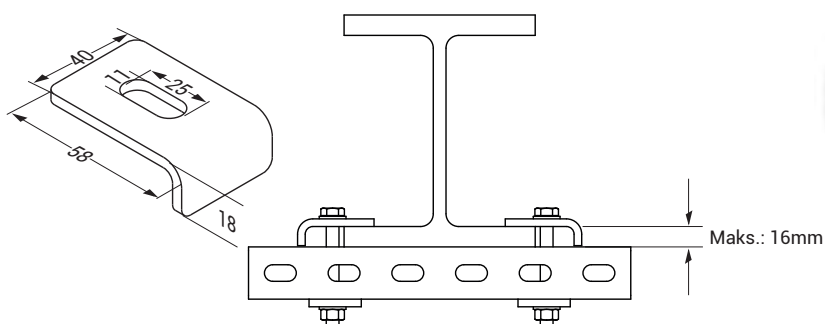
Description	T (mm)	Weight (kg/pcs)	HDG Code
BR 1-33 Beam Clamp (41x41mm)	6	0,473	3000207



Description	T (mm)	Weight (kg/pcs)	HDG Code
BR 1-34 Beam Clamp (41x82mm)	6	0,563	3000213



Description	T (mm)	Weight (kg/pcs)	PG Code
TP 2 Fixing Part (ALKALINE ZINC)	6	0,134	3006350



■ The order code includes M10 x 90 bolts and M10 square nuts.

■ Please contact your representative for inquiries regarding stainless steel alternatives.

■ Please contact us for special dimensions.

■ Material weights may vary by ± 10%

■ All dimensions are given as in mm

■ Please indicate order code in your orders.

■ PG= Pre-Galvanized

■ HDG= Hot Dip Galvanized


# E-LINEBR

## ►► BINRAK SUPPORT WITH HOLES

Hot Dip Galvanized (TS EN ISO 1461)



Description	A (mm)	T (mm)	Weight (kg/pcs)	HDG Code
BR 2-100	150	2	0,588	3000210
BR 2-150	200	2	0,695	3000243
BR 2-200	250	2	0,801	3000244
BR 2-250	300	2	0,908	3000245
BR 2-300	350	2	1,014	3000246
BR 2-400	450	2	1,227	3000247
BR 2-500	550	2	1,440	3000248
BR 2-600	650	2	1,653	3000249




Top View

## ► Binrak Support With Single Holes

Hot Dip Galvanized (TS EN ISO 1461)

Description	A (mm)	T (mm)	Weight (kg/pcs)	HDG Code
BR 3-100	150	2	0,627	3000214
BR 3-150	200	2	0,749	3000250
BR 3-200	250	2	0,865	3000251
BR 3-250	300	2	0,959	3000252
BR 3-300	350	2	1,073	3000253
BR 3-400	450	2	1,299	3000254
BR 3-500	550	2	1,525	3000255
BR 3-600	650	2	1,751	3000256



Top View

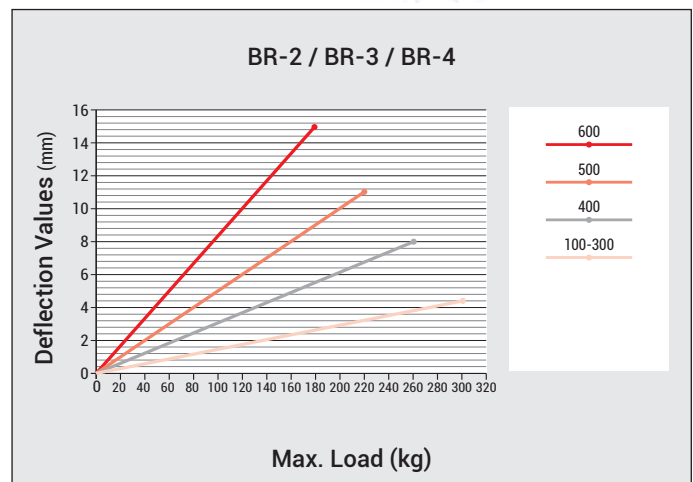
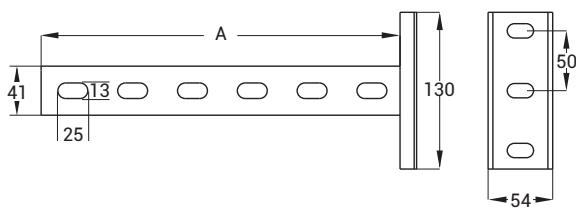
## ► Binrak Support Without Holes

Hot Dip Galvanized (TS EN ISO 1461)

Description	A (mm)	T (mm)	Weight (kg/pcs)	HDG Code
BR 4-100	150	2	0,634	3000215
BR 4-150	200	2	0,752	3000257
BR 4-200	250	2	0,871	3000258
BR 4-250	300	2	0,988	3000259
BR 4-300	350	2	1,107	3000260
BR 4-400	450	2	1,344	3000261
BR 4-500	550	2	1,579	3000262
BR 4-600	650	2	1,815	3000263



Top View



■ Please contact your representative for inquiries regarding stainless steel alternatives.

■ Please contact us for special dimensions.

■ Material weights may vary by ± 10%

■ All dimensions are given as in mm

■ PG= Pre-Galvanized

■ Please indicate order code in your orders.

■ HDG= Hot Dip Galvanized

## ►►BINRAK DOUBLE SUPPORT WITH HOLES

Hot Dip Galvanized (TS EN ISO 1461)


Description	A (mm)	T (mm)	Weight (kg/pcs)	HDG Code
BR 5-100	150	2	1,011	3000264
BR 5-150	200	2	1,221	3000265
BR 5-200	250	2	1,433	3000266
BR 5-250	300	2	1,646	3000267
BR 5-300	350	2	1,859	3000268
BR 5-400	450	2	2,276	3000269
BR 5-500	550	2	2,710	3000270
BR 5-600	650	2	3,136	3000271



## ►Binrak Double Support With Single Holes

Hot Dip Galvanized (TS EN ISO 1461)

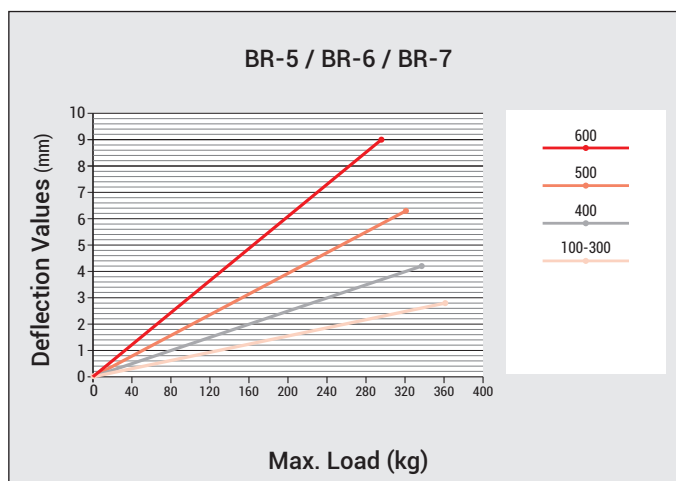
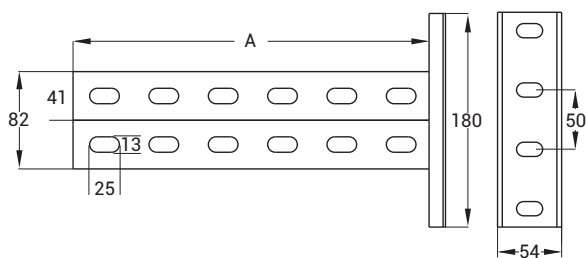

Description	A (mm)	T (mm)	Weight (kg/pcs)	HDG Code
BR 6-100	150	2	1,069	3000272
BR 6-150	200	2	1,302	3000273
BR 6-200	250	2	1,535	3000274
BR 6-250	300	2	1,768	3000275
BR 6-300	350	2	2,001	3000276
BR 6-400	450	2	2,467	3000277
BR 6-500	550	2	2,933	3000278
BR 6-600	650	2	3,399	3000279



## ►Binrak Double Support Without Holes

Hot Dip Galvanized (TS EN ISO 1461)

Description	A (mm)	T (mm)	Weight (kg/pcs)	HDG Code
BR 7-100	150	2	1,089	3000280
BR 7-150	200	2	1,326	3000281
BR 7-200	250	2	1,421	3000282
BR 7-250	300	2	1,800	3000283
BR 7-300	350	2	2,036	3000284
BR 7-400	450	2	2,510	3000285
BR 7-500	550	2	2,985	3000286
BR 7-600	650	2	3,457	3000287



- Please contact your representative for inquiries regarding stainless steel alternatives.
- Please contact us for special dimensions.
- Material weights may vary by  $\pm 10\%$

- All dimensions are given as in mm
- PG= Pre-Galvanized
- Please indicate order code in your orders.
- HDG= Hot Dip Galvanized

## ►► BINRAK SUPPORT WITH HOLES

Hot Dip Galvanized (TS EN ISO 1461)

Description	A (mm)	T (mm)	Weight (kg/pcs)	HDG Code
BR 2-D-100	150	2	0,588	3110929
BR 2-D-150	200	2	0,695	3110930
BR 2-D-200	250	2	0,801	3110931
BR 2-D-250	300	2	0,908	3110932
BR 2-D-300	350	2	1,014	3110933
BR 2-D-400	450	2	1,227	3110934
BR 2-D-500	550	2	1,440	3110935
BR 2-D-600	650	2	1,653	3110936



## ► Binrak Support With Single Holes

Hot Dip Galvanized (TS EN ISO 1461)

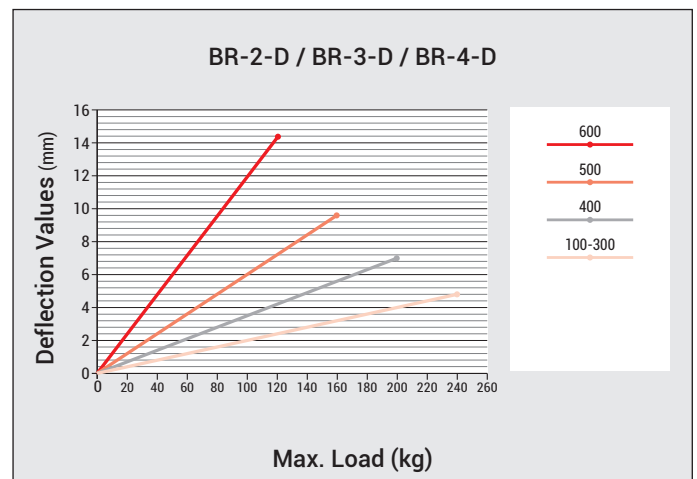
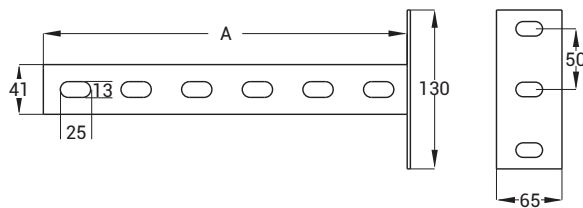

Description	A (mm)	T (mm)	Weight (kg/pcs)	HDG Code
BR 3-D-100	150	2	0,627	3110937
BR 3-D-150	200	2	0,749	3110938
BR 3-D-200	250	2	0,865	3110939
BR 3-D-250	300	2	0,959	3110940
BR 3-D-300	350	2	1,073	3110941
BR 3-D-400	450	2	1,299	3110942
BR 3-D-500	550	2	1,525	3110943
BR 3-D-600	650	2	1,751	3110944



## ► Binrak Support Without Holes

Hot Dip Galvanized (TS EN ISO 1461)

Description	A (mm)	T (mm)	Weight (kg/pcs)	HDG Code
BR 4-D-100	150	2	0,634	3110945
BR 4-D-150	200	2	0,752	3110946
BR 4-D-200	250	2	0,871	3110947
BR 4-D-250	300	2	0,988	3110948
BR 4-D-300	350	2	1,107	3110949
BR 4-D-400	450	2	1,344	3110950
BR 4-D-500	550	2	1,579	3110951
BR 4-D-600	650	2	1,815	3110952



■ Please contact your representative for inquiries regarding stainless steel alternatives.

■ Please contact us for special dimensions.

■ Material weights may vary by ± 10%

■ All dimensions are given as in mm

■ PG= Pre-Galvanized

■ Please indicate order code in your orders.

■ HDG= Hot Dip Galvanized

## ►►BINRAK DOUBLE SUPPORT WITH HOLES

Hot Dip Galvanized (TS EN ISO 1461)


Description	A (mm)	T (mm)	Weight (kg/pcs)	HDG Code
BR 5-D-100	150	2	1,011	3110953
BR 5-D-150	200	2	1,221	3110954
BR 5-D-200	250	2	1,433	3110955
BR 5-D-250	300	2	1,646	3110956
BR 5-D-300	350	2	1,859	3110957
BR 5-D-400	450	2	2,276	3110958
BR 5-D-500	550	2	2,710	3110959
BR 5-D-600	650	2	3,136	3110960



## ►►BINRAK DOUBLE SUPPORT WITH SINGLE HOLES

Hot Dip Galvanized (TS EN ISO 1461)

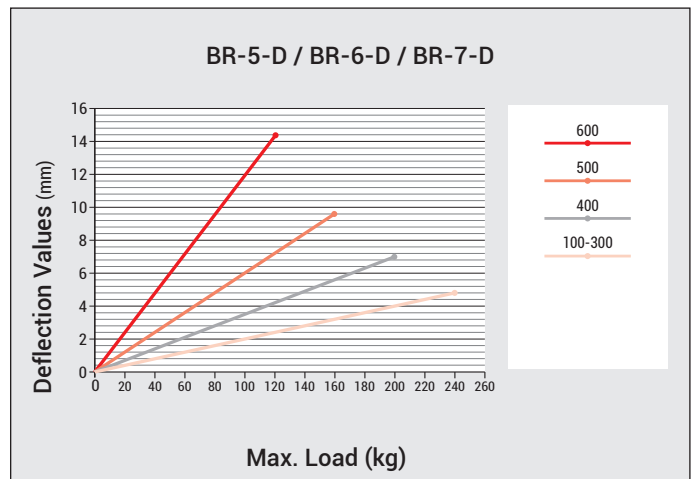
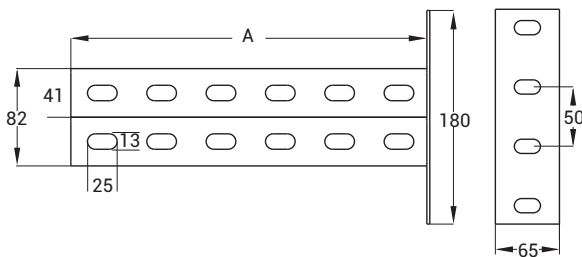

Description	A (mm)	T (mm)	Weight (kg/pcs)	HDG Code
BR 6-D-100	150	2	1,069	3110961
BR 6-D-150	200	2	1,302	3110962
BR 6-D-200	250	2	1,535	3110963
BR 6-D-250	300	2	1,768	3110964
BR 6-D-300	350	2	2,001	3110965
BR 6-D-400	450	2	2,467	3110966
BR 6-D-500	550	2	2,933	3110967
BR 6-D-600	650	2	3,399	3110968



## ►►BINRAK DOUBLE SUPPORT WITHOUT HOLES

Hot Dip Galvanized (TS EN ISO 1461)

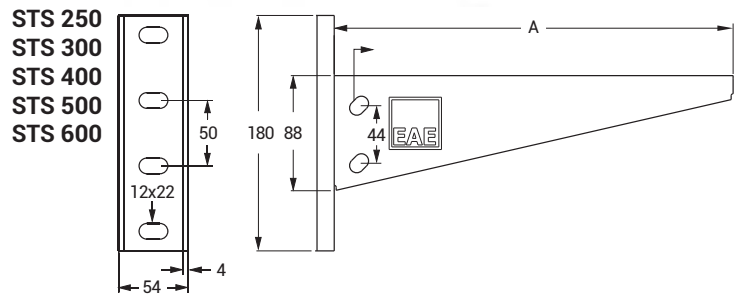
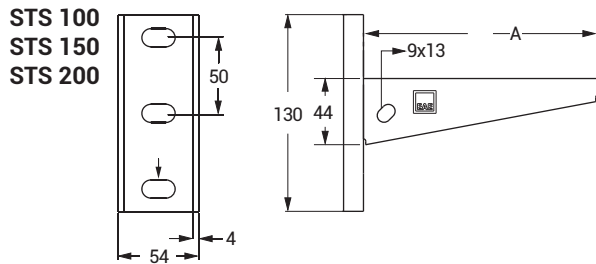

Description	A (mm)	T (mm)	Weight (kg/pcs)	HDG Code
BR 7-D-100	150	2	1,089	3110969
BR 7-D-150	200	2	1,326	3110970
BR 7-D-200	250	2	1,421	3110971
BR 7-D-250	300	2	1,800	3110972
BR 7-D-300	350	2	2,036	3110973
BR 7-D-400	450	2	2,510	3110974
BR 7-D-500	550	2	2,985	3110975
BR 7-D-600	650	2	3,457	3110976



- Please contact your representative for inquiries regarding stainless steel alternatives.
- Please contact us for special dimensions.
- Material weights may vary by ± 10%

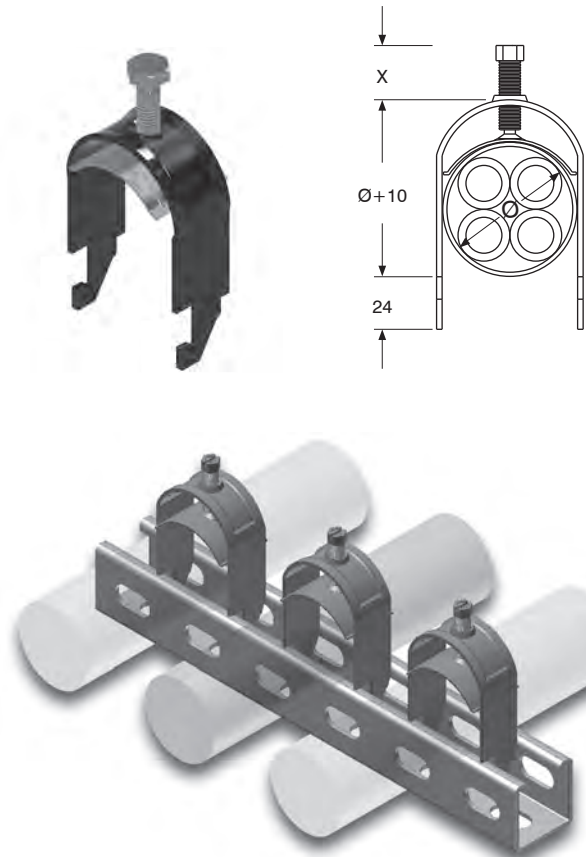
- All dimensions are given as in mm
- PG= Pre-Galvanized
- Please indicate order code in your orders.
- HDG= Hot Dip Galvanized

Description	A (mm)	T (mm)	Weight (kg/pcs)	HDG Code
STS 100	120	2	0,398	3008015
STS 150	170	2	0,474	3008016
STS 200	220	2	0,539	3008017
STS 250	270	2	0,814	3008018
STS 300	320	2	0,920	3008019
STS 400	420	2	1,026	3008020
STS 500	520	2	1,262	3008021
STS 600	620	2	1,425	3008022



## ► CABLE CLAMPS

Description	Ø (mm)	X (mm)	Weight (kg/pcs)	Product Code
1-12 CABLE CLAMP	12	20	0,055	1004215
1-16 CABLE CLAMP	16	20	0,059	1004309
1-20 CABLE CLAMP	20	20	0,065	1004214
1-24 CABLE CLAMP	24	20	0,072	1004213
1-28 CABLE CLAMP	28	20	0,076	1004307
1-32 CABLE CLAMP	32	20	0,083	1004212
1-36 CABLE CLAMP	36	20	0,088	1004211
1-40 CABLE CLAMP	40	30	0,091	1004305
1-44 CABLE CLAMP	44	30	0,098	1004210
1-48 CABLE CLAMP	48	30	0,103	1004209
1-52 CABLE CLAMP	52	30	0,108	1004303
1-56 CABLE CLAMP	56	30	0,113	1004208
1-60 CABLE CLAMP	60	30	0,121	1004207
1-64 CABLE CLAMP	64	30	0,127	1004206
1-70 CABLE CLAMP	70	30	0,136	1004205
1-76 CABLE CLAMP	76	30	0,145	1004204
1-82 CABLE CLAMP	82	30	0,153	1004203
1-88 CABLE CLAMP	88	30	0,163	1004202
1-94 CABLE CLAMP	94	30	0,173	1004201
1-100 CABLE CLAMP	100	30	0,179	1004200



■ These clamps are suitable for BINRAK with cross-sections of 41x41 and 41x61.

■ Please contact your representative for inquiries regarding stainless steel alternatives.  
 ■ Please contact us for special dimensions.  
 ■ Material weights may vary by ± 10%

■ All dimensions are given as in mm  
 ■ Please indicate order code in your orders.  
 ■ PG= Pre-Galvanized  
 ■ HDG= Hot Dip Galvanized

# E-LINEBR

## ▶▶ ADJUSTABLE ANGLE BRACKETS

Hot Dip Galvanized (TS EN ISO 1461)

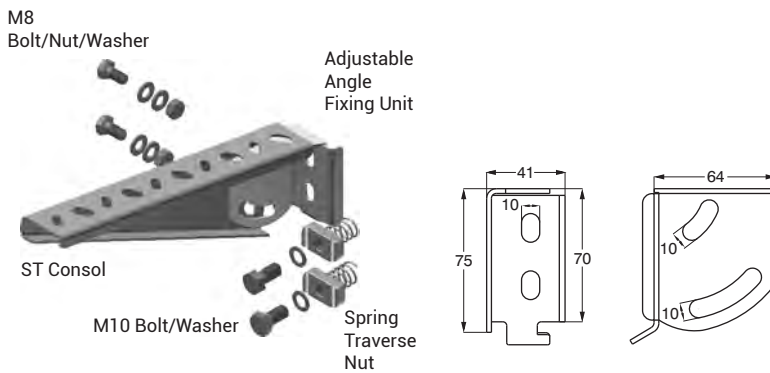


BR

Description	A (mm)	T (mm)	Weight (kg/pcs)	HDG Code
ST 200	205	2	0,318	2000799
ST 250	255	2	0,416	2000805
ST 300	305	2	0,494	2000800
ST 400	405	2	0,649	2000801
Adjustable Angle Fixing Unit	-	2,5	0,200	3006351

- For the installation of the angle adjustment tool:
  - Angle adjusted fitting, 1 pcs.
  - M8x20 bolt 2 pcs.
  - M8 washer 2 pcs.
  - M8 plain washer 2 pcs.
  - M8 nut 2 pcs. shall be ordered.

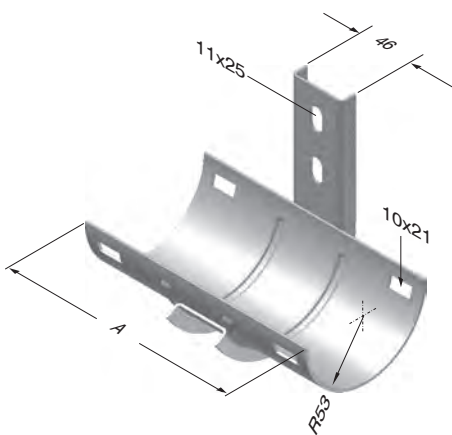
- For the installation of the angle adjustment tool to the Binrak Console:
  - M10x30 bolt 2 pcs.
  - M10 washer 2 pcs.
  - M10 spring nut 2 pcs. shall be ordered.



## ▶ MEDIUM VOLTAGE CABLE HANGER

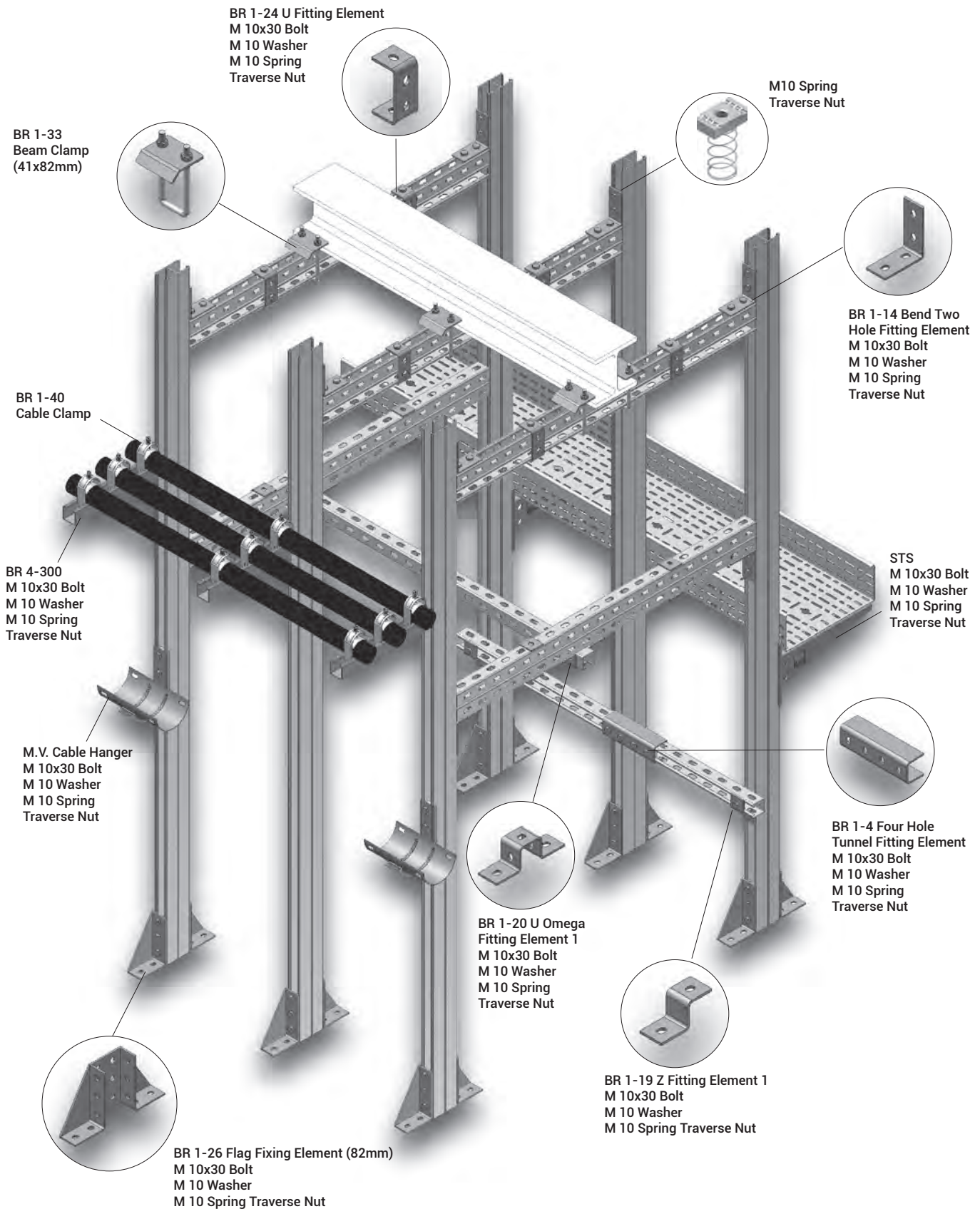
Hot Dip Galvanized (TS EN ISO 1461)

Description	T (mm)	A (mm)	Weight (kg/pcs)	HDG Code
OG CANTILEVER	2	150	0,703	3004337
OG CANTILEVER	2	200	0,851	3004338



- Please contact your representative for inquiries regarding stainless steel alternatives.
- Please contact us for special dimensions.
- Material weights may vary by  $\pm 10\%$

- All dimensions are given as in mm
- PG= Pre-Galvanized
- Please indicate order code in your orders.
- HDG= Hot Dip Galvanized



■ Please contact your representative for inquiries regarding stainless steel alternatives.

■ Please contact us for special dimensions.

■ Material weights may vary by ± 10%

■ All dimensions are given as in mm


■ Please indicate order code in your orders.

■ PG= Pre-Galvanized

■ HDG= Hot Dip Galvanized



## ▶▶ PROJECT DESIGN FORM

Component List	Quantity		
Item	Component	Company:	Prepared by
		Project:	
		Project No:	
		Name :	
		Date :	
		Signature :	
			

Please duplicate this page for your own use.


## ▶▶ PROJECT DESIGN FORM

Component List		Quantity
Item	Component	

Company: \_\_\_\_\_  
 Project: \_\_\_\_\_  
 Project No: \_\_\_\_\_

Name : \_\_\_\_\_  
 Date : \_\_\_\_\_  
 Signature : \_\_\_\_\_

Prepared by \_\_\_\_\_



Please duplicate this page for your own use.